

# NOW'S YOUR CHANCE

Can you **BELIEVE**  
that it is time  
to prepare for your child's **senior yearbook?**

The 2018 Bedford HS yearbook staff wants to help you through the details of making this year's book perfect for your senior.


Check out the following things to think about!

- 1. Order your yearbook.** Our order form is contained in this packet, and you may order through January 20, 2018 either online or by check. The pre-order price is \$80. After January 20th, the price will be \$100. If you wish to order a personalized, engraved cover, please do so by this date as well. Thanks so much!  
.....
- 2. Take your senior portrait.** Call Smile Pro at 781-275-2015 to have your senior portrait taken or book online [www.smile-pro.com](http://www.smile-pro.com). The deadline for submitting your picture for the book is October 13, 2017.  
.....
- 3. Submit your parent congratulatory ad** for the yearbook, but do NOT submit by email!!! Follow the instructions provided on this order form, and mail us your photos, text, payment, and this form. Our deadline for parent ads is December 8, 2017.  
.....
- 4. Help your senior to submit their "senior thanks"** to us. Limit it to 175 words. Please note : Text slang and most abbreviations are not acceptable. For example, you may use BFF for "best friends forever", but "u r gr8" is not acceptable. Drug or alcohol references are also not acceptable. Send your senior thanks in a Word document to: [2018bhyearbook@gmail.com](mailto:2018bhyearbook@gmail.com) Deadline is October 6, 2017!  
.....
- 5. Lastly, submit your child's baby picture** to us! We print one baby picture of each child for free! Go to [www.hjeshare.com](http://www.hjeshare.com) & enter the school code "Bedford" to upload the pic to us. You can also share pics of your child in elementary school with their BHS classmates for our "remember when" section - multiple submissions for this is okay! We won't use all shots, but share what you have. Deadline is October 6, 2017!

Wish you could design your own cool ad but don't know how? We've included step-by-step instructions to an easy website that, for \$2.99, allows you to build awesome, high-res collages that you can use for your parent message space. It's a fun website and really easy to use! See page 4 of this PDF for more info and give this a shot!

## Full Page Ads

- Approximate dimensions: 8 1/2" wide x 11" high
- Refer to the number below each design to identify which layout you wish to use




F-1



F-2




F-3



F-4

## Half Page Ads

- Approximate dimensions: 8 1/2" wide x 5" high
- Refer to the number below each design to identify which layout you wish to use




H-1



H-2



H-3



H-4

## Quarter Page Ads

- Approximate dimensions: 4" wide x 5" high
- Refer to the number below each design to identify which layout you wish to use



Q-1



Q-2



Q-3



Q-4



Q-5



Q-6

## Eighth Page Ads (Business Card Size)

- Approximate dimensions: 4" wide x 2 1/2" high
- Refer to the number below each design to identify which layout you wish to use



E-1



E-2



E-3



E-4



E-5



E-6

We cannot custom design parent ads that stray from the above ad design "menu".

However if you have the skills, you may submit your own digital, completed ad with the correct dimensions in JPEG format, 300dpi to ad size dimensions. See the next page for a website to help you!!!

# Purchase Your Space! Deadline is December 8, 2017.

Parent/Purchaser's Name \_\_\_\_\_

Student's Name \_\_\_\_\_

Parent's Email Address \_\_\_\_\_ Daytime Phone \_\_\_\_\_

Cash included       Check payable to Bedford High School      Amount enclosed: \_\_\_\_\_

## Mark Your Ad Size & Design Choice:

I built my own ad. It's done and ready to print and saved as one JPEG file. Please circle the ad's size below!

Full Page Color: \$450

Design#                  
                  F-1    F-2    F-3    F-4

Quarter Page Color: \$170.00

Design#                          
                  Q-1    Q-2    Q-3    Q-4    Q-5    Q-6

Half Page Color: \$290

Design#                  
                  H-1    H-2    H-3    H-4

Eighth Page Color: \$99.00

Design#                          
                  E-1    E-2    E-3    E-4    E-5    E-6

## Instructions for Gathering & Submitting Ad Content:

1: Select your desired ad size; then choose the design number within that size that you would like for your student's yearbook ad.

### Photos

- Each ad contains a number of photos; supply enough pictures to fill the photo blocks in the ad you chose. If you include extra pictures, our staff will decide which one(s) to exclude without notifying you. Notice that vertical photo blocks require "up and down" images and horizontal photo blocks require "left to right" images.
- Our staff will place the photos attractively; you may also include instructions for us if you want your photos to be placed in specific boxes on the design you've chosen.
- You may submit original photographs, quality reproductions, JPEG images, TIFF images, PDF files, or PSD files (note that the resolution of all files must be **300dpi** to print at desired size!) Please do NOT send in Word, PowerPoint, or Publisher files, as these do not work for professional printing.

5: Using pencil, please write your child's name on the back of all hard copy photos.

6: If you wish to build your own digital collage for your ad, you may do so using PhotoShop. Again, we emphasize that Word, PowerPoint, and Publisher are not professional programs and we cannot use these files. Your own collage must be built at 300dpi to the specified size. If you do not know what this sentence means, do not try to build your own ad! Let us do it for you!!!

### Text

- Please type or print your message on a separate sheet and attach it to the order form.
- We will choose a font/typeface for the copy when we design your ad. We will correct grammar, punctuation and spelling errors unless otherwise instructed.
- Take into account the size of your ad when writing your message to your student. A large quantity of text in any ad will end up being set in small type which may not be easy to read.

## And Finally, Remember:

Do not send us a partial ad and tell us more photos are coming later.  
We cannot keep track of these kinds of details!

Please send this form, payment, photos & text to us at the high school!


# wish you knew how to **MAKE YOUR OWN AD?** give this a try!

We discovered a great collage-making website called postermywall.com that allows you to build high resolution collage pages filled with as many pictures as you wish. For \$2.99 you can download a high-res version of your design and simply send it to us! You can go to this website and build your design for free; you only buy it if you like it! Give yourself a few minutes to play around with the dragging of photos and the manipulation of text, and you'll be amazed at what you can do. And once you've built the ad that you like, simply pay for the \$2.99 version of it and give that to us! Let us walk you through getting started - and then you can play to your heart's content!

- 1 Click on "Create A Design" on the homescreen.



- 2 Choose the option to begin with a "Blank Canvas" template.



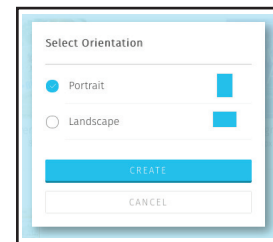
- 3 Decide what size you would like your ad to be and select the appropriate design type.

Full Page - Select FLYER  
Half Page - Select POSTER  
Quarter Page - Select FLYER  
Eighth Page - Select POSTER

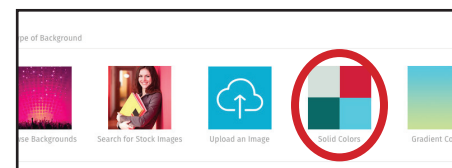


- 4 This step is CRITICAL. Indicate whether your space needs to be horizontal or vertical.

Full Page - Select VERTICAL  
Half Page - Select HORIZONTAL  
Quarter Page - Select VERTICAL  
Eighth Page - Select HORIZONTAL



- 5 After you have chosen the orientation of your ad, choose the background color by selecting "Solid Colors". Pick your color and hit "Apply". No need to stress about this color now, you can always change it while you are designing your ad.



- 6 Now you're ready to create. Click on "Photo" or "Text" to add items to your page. You can also choose the "Background" button to change the background color of your ad. Get playing and have fun! Remember to download the \$2.99 version to send to us for the yearbook along with your payment for your ad!

